

## LED 2ft and 4ft Tubes

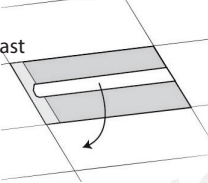
### Installation Steps

**Disconnect All Power**


Please consult an electrician.

The goal of this rewire is to bring line and neutral to one end of the tube after bypassing the ballast (one end of the tube will have no wires running to it).


**STEP 1**  
Remove tubes and ballast cover.



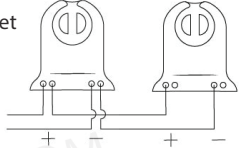
**STEP 2**  
Cut all wires at ballast.



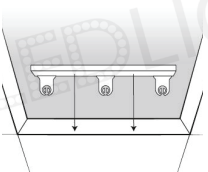
**STEP 3**  
Using non-shunted sockets, wire line to one side of socket and neutral to the other.



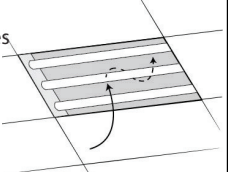
**STEP 4**  
Jump to next socket in parallel.



**STEP 5**  
Put sockets back into place.



**STEP 6**  
Insert and rotate tubes into position.



Power Between Contacts



No Power Between Contacts

