

LED 8ft Tubes

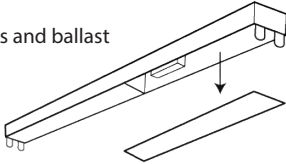
Installation Steps

Disconnect All Power


Please consult an electrician.

The goal of this rewire is to complete the circuit through the tube with line on one end and neutral at the other.

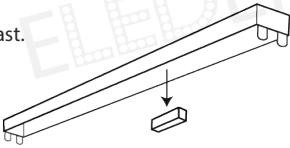
STEP 1
Remove tubes and ballast cover.



STEP 2
Cut line and neutral to ballast.




STEP 3
Remove ballast.



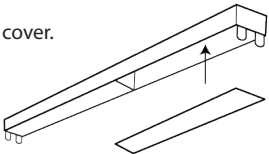
STEP 4
Gather all wires from sockets at one end and connect to line.

STEP 5
Gather all wires from sockets at the other end and connect to neutral.

STEP 6
Strip wires, and use wire nuts to connect lines.



STEP 7
Return ballast cover.



STEP 8
Insert tubes into position.

